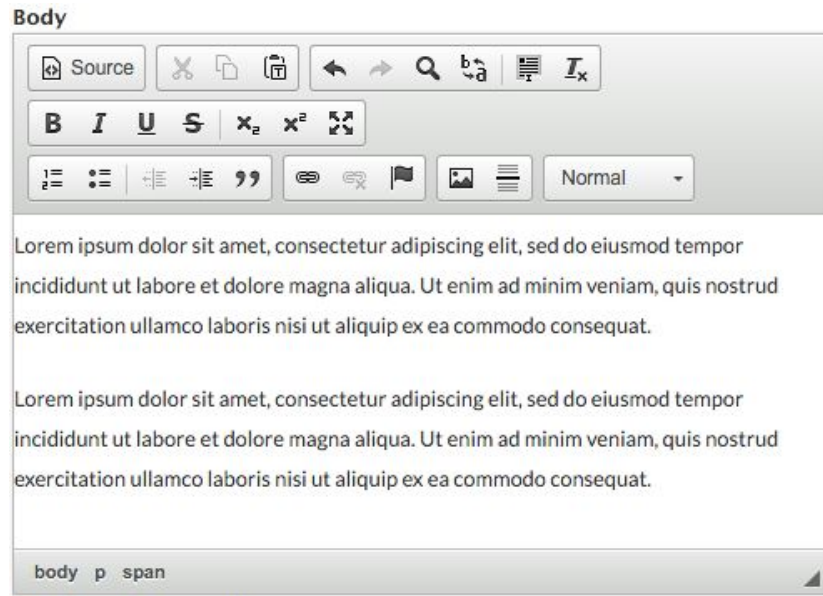
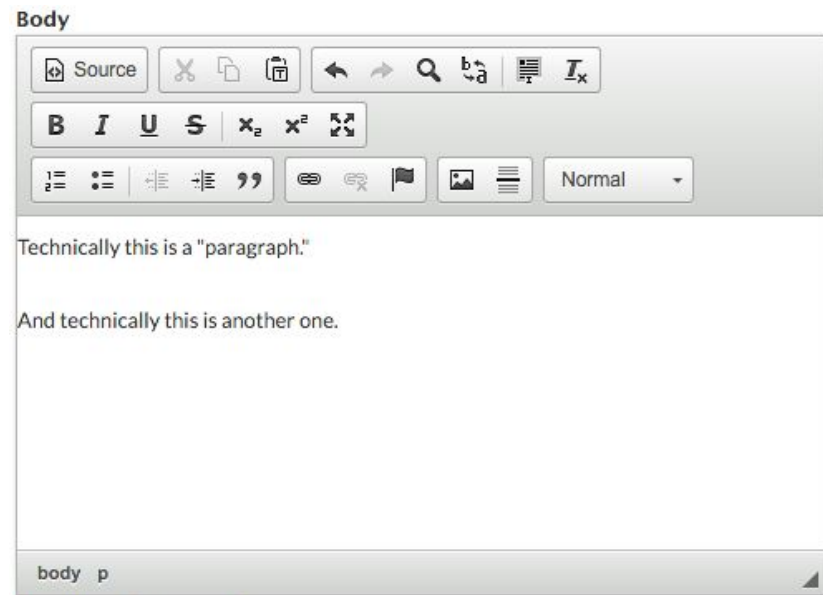


How to single-space text

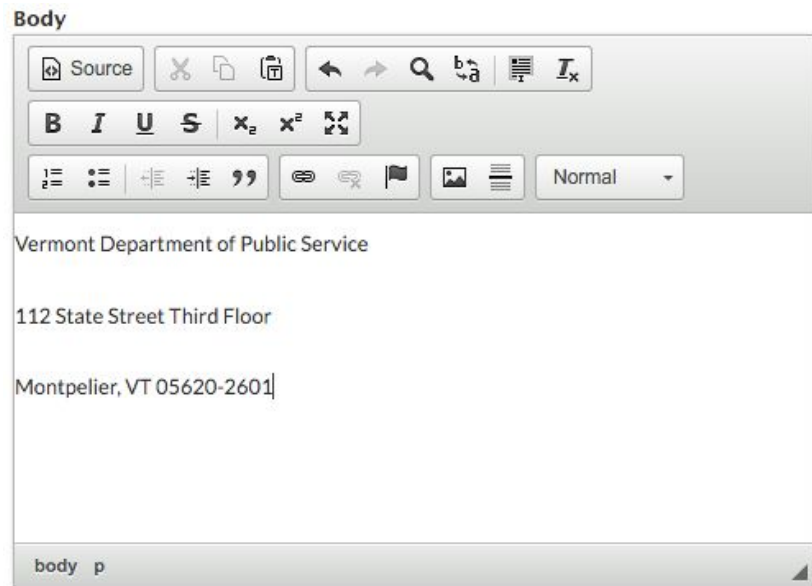
- Normally, the styling of the website indicates a space between paragraphs.



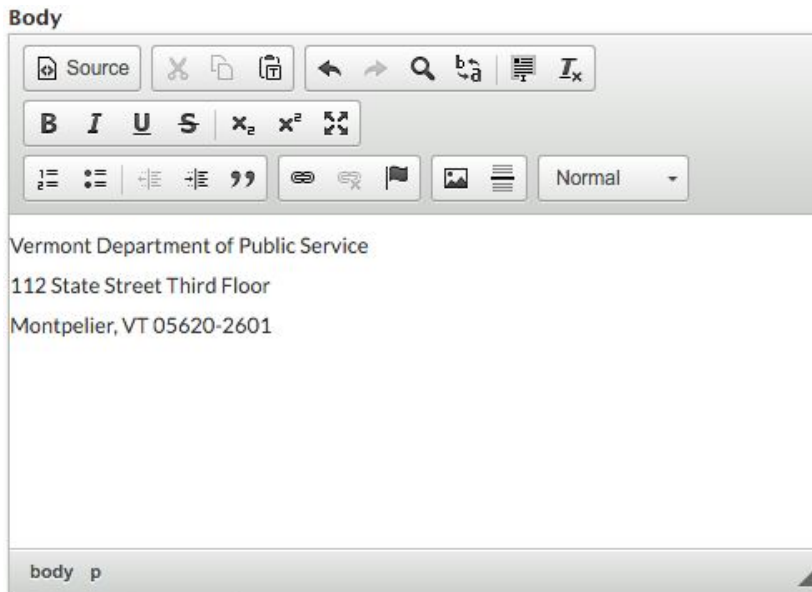
- Every time you press "return" in the text editor, it thinks you are starting a new paragraph.



- Sometimes, though, you may not want this space to appear between lines. A common case might be an address.

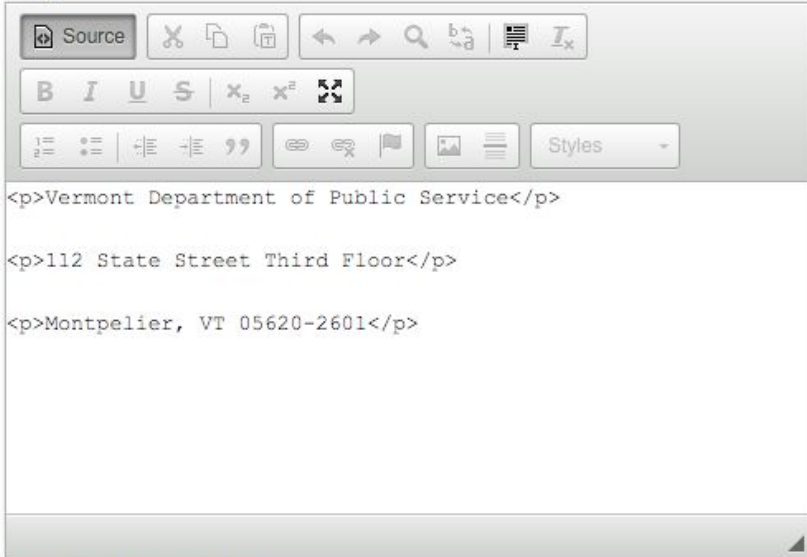


- In this case, you can press “shift-return” instead. This will start a new line without starting a new paragraph.



- If you're curious about the code, the difference here is between `<p>` tags, which indicate a new paragraph, and `
` tags, which indicate only a line break.

Body



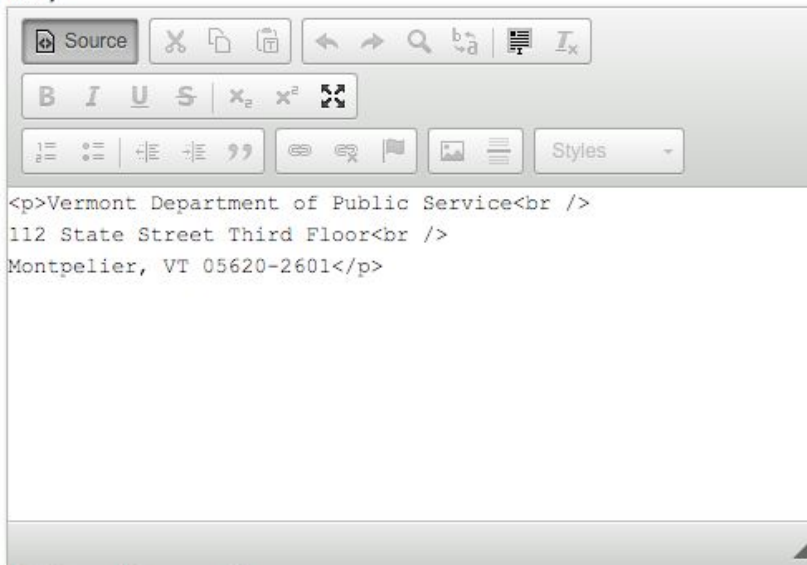
The screenshot shows a rich text editor's source code view. The toolbar includes a 'Source' button, undo/redo, search, and various text formatting options like bold, italic, underline, strikethrough, and link. The code area contains three paragraphs of text, each enclosed in `<p>` and `</p>` tags.

```
<p>Vermont Department of Public Service</p>

<p>112 State Street Third Floor</p>

<p>Montpelier, VT 05620-2601</p>
```

Body



The screenshot shows a rich text editor's source code view. The toolbar is identical to the one above. The code area shows a single paragraph tag `<p>` that contains three lines of text. The first line is followed by a `
` tag, and the second line is also followed by a `
` tag. The paragraph is closed with `</p>`.

```
<p>Vermont Department of Public Service<br />
112 State Street Third Floor<br />
Montpelier, VT 05620-2601</p>
```